


General information

PVS5220191108

The weight transmitter AT 08 is the ideal product for applications with minimal system tare such as pressure platforms or transducers. The weight transmitter AT 08 is completely custom-made and can be personalized according to customer needs. It is also possible to perform Zero and Full Scale adjustment by means of Dip-switches and multi-turn trimmer. Furthermore, it is possible to adjust the minimum capacity and the maximum capacity of the weighing system (zero and full scale adjustment) via the DIP-Switch and the multi-turn trimmer. The 115 or 230 Vac 50/60 Hz power supply (for DIN rail), the 12 Vdc power supply $\pm 15\%$ (available bipolar output $0 \div 5$ Vdc) and analogue filter with response time $0.5 \div 25$ ms are available as options.



Installation & Operating Manual: [at-08_en.pdf](#)

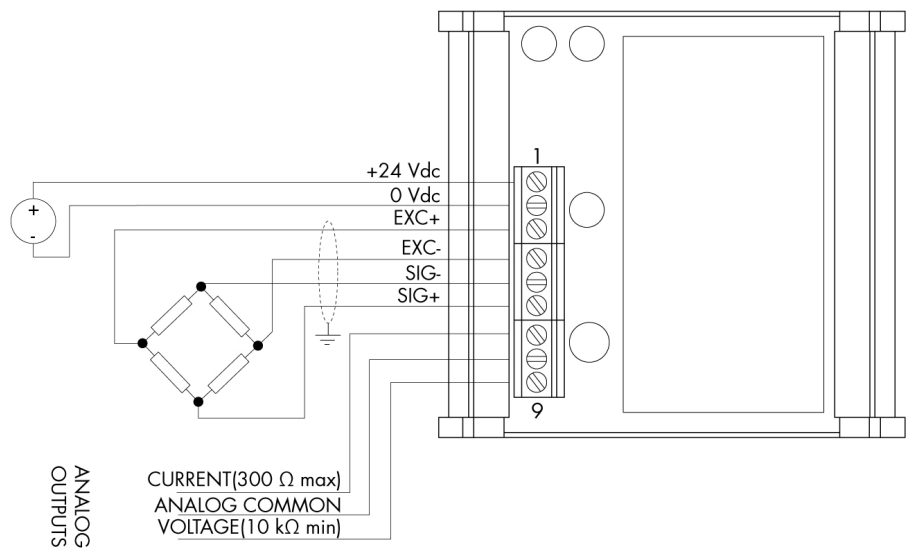
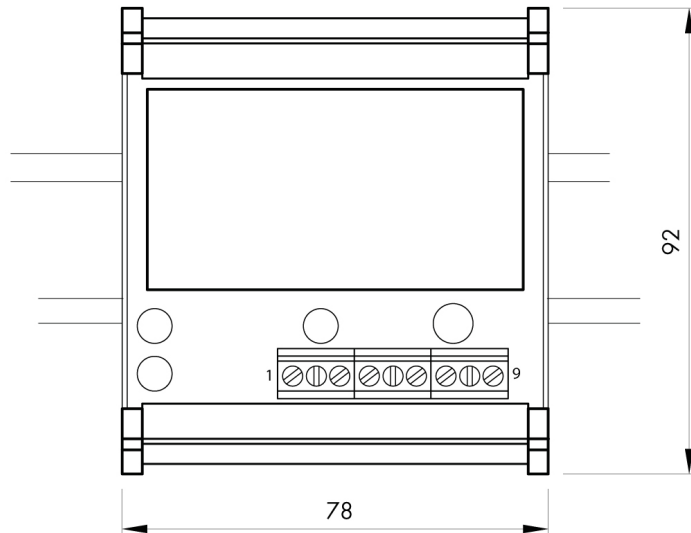
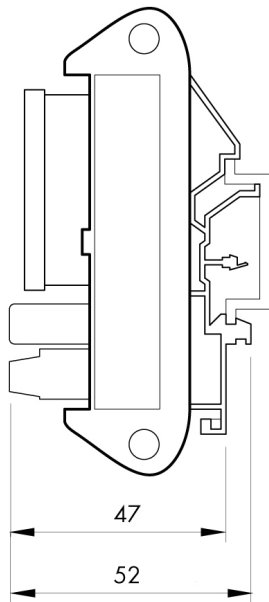
All indicated data may be changed without notice.
All the measures indicated are expressed in millimeters (mm).

Technical specifications

PVS5220191108

Full scale non-Linearity:	±0.02%
Transducer input voltage:	10 Vac/120 mA (max 4 beam load by 350 Ohm)
Temperature range:	-10 ÷ +50°C (max umidity 85% without condensation)
Storage temperature:	-20 ÷ +70°C
Temperature drift analog output:	0.005% FS/°C
Power supply:	24 Vac/Vcc ±15%
Regulatory compliance:	EN50082-2, EN55011, EN61000
Analog output:	0 ÷ 10 Vdc bipolar, 0 ÷ 20 mA or 4÷20 mA
Dimensions:	78 x 92 x 52 mm
Maximum input signal:	10 mV - 20 mV - 30 mV
Power consumption:	5 W
Number of connectable load cells:	up to max 4 load cells
Response time (of analog filter):	5 ÷ 250 ms. (fixed to 5 ms on output mA)
Analogic filter:	Adjustable by single turn trimmer 270 °C

All indicated data may be changed without notice.
All the measures indicated are expressed in millimeters (mm).



All indicated data may be changed without notice.
All the measures indicated are expressed in millimeters (mm).