

K4S/K2W

overview

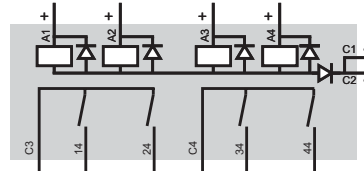
- ◆ PLC transistor output to power switching converter
- ◆ relay output max. 6A
- ◆ coil voltage 24V= or 12V=
- ◆ common positive or negative
- ◆ LED indicators for output relays
- ◆ 22.5mm DIN rail mount housing



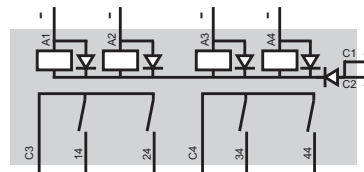
specification

coil voltage	nominal voltage +10% / -15%	
duty cycle	100%	
output relay specification	max. 6A 230V~	
relay type	1	
le AC-15*	120V~	5A
le AC-15*	240V~	4A
le DC-13*	24V=	4A
expected life time	DPCO	SPCO
mechanical	2 x 10 ⁶	resp. 1 x 10 ⁷ operations
electrical	1 x 10 ⁵	resp. 1 x 10 ⁵ operations
screws	pozidrive 1	
screw tightening torque	0,6...0,8Nm	
operating conditions	-20 to +60 °C non condensing	
	* EN 60947-5-1 VDE 0435	

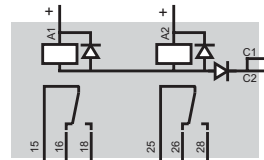
K4S-24P, K4S-12P



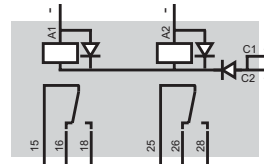
K4S-24N, K4S-12N



K2W-24P, K2W-12P



K2W-24N, K2W-12N



ordering information

part no	supply	output	relay type	HIQUEL	housing type
K4S-24P	24V= 360mW	4 x SPNO	1	-	B
K4S-24N	24V= 360mW	4 x SPNO	1	-	B
K4S-12P	12V= 360mW	4 x SPNO	1	-	B
K4S-12N	12V= 360mW	4 x SPNO	1	-	B
K2W-24P	24V= 360mW	2 x SPCO	1	-	B
K2W-24N	24V= 360mW	2 x SPCO	1	-	B
K2W-12P	12V= 360mW	2 x SPCO	1	-	B
K2W-12N	12V= 360mW	2 x SPCO	1	-	B

