

DES-CASE DISPOSABLE BREATHER: DC TYPE

1/2

C

2006-05-11

Appr.: TVP
Goedk.:

Prep.: VAH
Voorb.:

1. MANUFACTURER. DES-CASE
Allée Vaneltin
33470 Gujan-Mestras
FRANCE
tel: 0033 5 57730408
fax: 0033 5 57730409
www.des-case.com

2. IDENTIFICATION.

Filter		
H.I.T.* No.	Suppliers order No.	Type
145-DC02001	DC2	DC-2
145-DC03001	DC3	DC-3
145-DC04001	DC4	DC-4

3. DESCRIPTION.

Des-Case disposable breathers proactively prevent ingress of water and particulate contamination through the breather vent by combining the use of two technologies: filtration and desiccant (drying media). The 3-micron filter element prevents particulate entry and the desiccant creates relative humidity levels in the headspace which makes condensation unlikely. See Figure 1.



Fig 1

A clear body allows the user to easily recognise when the breather must be changed. The blue silica gel inside changes to a light pink colour when maximum water adsorption has been reached. The disposable breather has a three-micron filtration.

4. DIMENSIONS.

Air volume inside the gearbox [l]	Recommended Model size	Diameter	Height	Water Adsorption
0 – 380	DC-2	4in/10.16cm	4.5in/11.43cm	5.25oz/155ml
380 – 950	DC-3	4in/10.16cm	6.5in/16.51cm	8.16oz/240ml
> 950	DC-4	4in/10.16cm	8.5in/21.59cm	11.66oz/345ml

5. STARTING UP.

Open 2 air flow holes prior to starting up.

* H.I.T. : Hansen Industrial Transmissions nv

DISTR I

TM 7.04-e Ed. B
2006-03-29

Repl.:
Verv.:

PW-nr.: HP 5610

C

DES-CASE DISPOSABLE BREATHER: DC TYPE

2/2

C

2006-05-11

Appr.: TVP
Goedk.:

Prep.: VAH
Voorb.:

6. MAINTENANCE.

ON WATER CONTAMINATION

The disposable models, DC-2, DC-3 and DC-4, contain blue silica gel, which is visible through the plastic case. When the silica gel changes to a light pink colour, the unit has reached 100% saturation and must be replaced.

ON ABRASIVES/DUST CONTAMINATION

The Des-Case filter assembly has the ability to "back-flush" itself when the system expels air, due to the unique woven loop design of the filter material. Operational experience has shown that, in most applications, the unit will require replacement due to moisture saturation before the particulate filters require replacement. However, it is recommended that for an environment with very heavy airborne contamination, the unit be changed every six months or 3000 operating hours.

THE ELEMENT/DESICCANT CAN NOT BE REPLACED.

(replace the complete breather unit)

MOUNT THE BREATHER UNIT

Tighten the breather on the threaded hole of the gear unit and make sure the o-ring provides adequate sealing.

7. WORKING PRINCIPLE

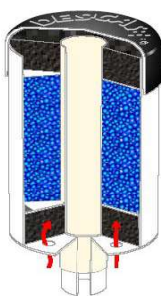


Fig 2

Air enters intake vents based on flow requirements of system.




Fig 3

Foam pad captures oil mist & disperses air evenly through patented filter & desiccant.




Fig 4

Second filter element captures any desiccant dust caused by vibration.




Fig 5

Only clean dry air enters the system!

DISTR I

Ed. B
TM 7.04-e
2006-03-29

Repl.:
Verv.:

PW-nr.: HP 5610