



CAD drawing data catalog is available.



# KOGANEI

## ACCESSORIES GENERAL CATALOG

AIR TREATMENT, AUXILIARY, VACUUM,  
AND FLUORORESIN PRODUCTS

## TAC FITTINGS CONTENTS

Types and Specifications (Fittings for nylon tubes)	341
Types and Specifications (Fittings for urethane tubes)	343
Types and Specifications (Fittings for pipe threads)	344
Dimensions	346
Model Table for SUS Specification and NCU Specification	351

TAC FITTINGS

Remark: For TAC air valve lines, see the Valves General Catalog "TAC Air Valves" section.



**Caution**

Before use, be sure to read the "Safety Precautions" on p. 49.

# TAC FITTINGS

For Nylon Tubes, Urethane Tubes,  
and Pipe threads

- Compact fitting series for all kinds of compact equipment.
- Wide selection of compact fittings.
- Dedicated nylon tubes are available.

## Types and Specifications

### Common specifications




Media	Air	
Operating pressure range	MPa [psi.]	0~0.9 [0~131] <sup>Note</sup>
Proof pressure	MPa [psi.]	1.35 [196] <sup>Note</sup>



Note: Always check the specifications of tubes used.



Remark: For the SUS and NCU specifications, see p.351.

- The recommended tightening torques for thread sizes M3×0.5 and M5×0.8 are 0.6N·m [5.3in·lbf] and 1.6N·m [14.2in·lbf].



### Fittings for nylon tubes

Name and type		Straight (barb fitting)								
										
Model		BF3.2-M3	BF4-M3	BF3.2	BF4	BF5	BF6	PBF3.2	PBF5	PBF6
Port size		M3×0.5 (male thread)			M5×0.8 (male thread)			R1/8 (male thread)		
Applicable tube O.D.×I.D.mm		3.2×2.4	4×2.5	3.2×2.4	4×2.5	5×3	6×4	3.2×2.4	5×3	6×4
Effective area mm <sup>2</sup>		1.0		1.7		2.0	3.6	1.8	2.2	3.9
Operating temperature range °C [°F]		0~60 [32~140]								
Material		Stainless steel			Brass (nickel plated)					
Mass g [oz.]		0.7 [0.025]		1.3 [0.046]	1.6 [0.056]	1.4 [0.049]	1.5 [0.053]	5.3 [0.187]	5.4 [0.190]	5.5 [0.194]
Remark	Attachment	With 1 gasket						—		
	Sales unit	1 pack (10 pcs.)						1 pack (5 pcs.)		

Name and type		Straight (clamp fitting)								
										
Model		BF3.2N	BF4N	BF5N	BF6N	BF3.2N-01	BF4N-01	BF5N-01	BF6N-01	
Port size		M5×0.8 (male thread)				R1/8 (male thread)				
Applicable tube O.D.×I.D.mm		3.2×2.4	4×2.5	5×3	6×4	3.2×2.4	4×2.5	5×3	6×4	
Effective area mm <sup>2</sup>		1.6	2.0	2.7	3.2	1.6	2.1	2.7	3.6	
Operating temperature range °C [°F]		0~60 [32~140]								
Material		Brass (nickel plated)								
Mass g [oz.]		5.0 [0.176]	4.5 [0.159]	5.0 [0.176]	4.0 [0.141]	10.5 [0.370]	10.0 [0.353]	9.5 [0.335]		
Remark	Attachment	With 1 gasket				—				
	Sales unit	1 pack (10 pcs.)								





Name and type		Universal elbow (barb fitting)						Universal elbow (clamp fitting)		
										
Model		UEF3.2-M3	UEF4-M3	UEF3.2	UEF4	UEF5	UEF6	UEF4N	UEF5N	UEF6N
Port size		M3×0.5 (male thread)		M5×0.8 (male thread)			M5×0.8 (male thread)			
Applicable tube O.D.×I.D.mm		3.2×2.4	4×2.5	3.2×2.4	4×2.5	5×3	6×4	4×2.5	5×3	6×4
Effective area mm <sup>2</sup>		0.5		1.2			1.5	1.3	1.4	1.5
Operating temperature range °C [°F]		0~60 [32~140]								
Material		Body : Brass (nickel plated) Thread : Stainless steel		Brass (nickel plated)			Brass (nickel plated)			
Mass g [oz.]		1.7 [0.060]	1.8 [0.063]	5.4 [0.190]	5.5 [0.194]	5.7 [0.201]	5.9 [0.208]	13.0 [0.459]		
Remark	Attachment	With 2 gaskets						With 2 gaskets		
	Sales unit	1 pack (5 pcs.)						1 pack (5 pcs.)		






## Types and Specifications





Name and type		Universal tee (barb fitting)					Nipple (barb fitting)				
											
Model		UTF3.2-M3	UTF4-M3	UTF3.2	UTF4	UTF5	UTF6	NBF3.2	NBF4	NBF5	NBF6
Port size		M3×0.5 (male thread)		M5×0.8 (male thread)				—			
Applicable tube O.D.×I.D.mm		3.2×2.4	4×2.5	3.2×2.4	4×2.5	5×3	6×4	3.2×2.4	4×2.5	5×3	6×4
Effective area mm <sup>2</sup>		0.6		1.6		1.7		1.6		2.1	3.6
Operating temperature range °C [°F]		0~60 [32~140]									
Material		Body :Brass (nickel plated) Thread :Stainless steel		Brass (nickel plated)				Brass (nickel plated)			
Mass g [oz.]		2.0 [0.071]		5.6 [0.198]	5.7 [0.201]	6.0 [0.212]	6.4 [0.226]	0.25 [0.0088]	0.5 [0.018]	0.75 [0.0265]	1.25 [0.0441]
Remark	Attachment	With 2 gaskets					—				
	Sales unit	1 pack (5 pcs.)					1 pack (10 pcs.)				


# Types and Specifications

## Fittings for urethane tubes

Name and type		Straight		Straight (barb fitting)					
									
Model		BF2BU-M3(-HN) <sup>Note</sup>	BF2BU(-HN) <sup>Note</sup>	BF3BU-M3	BF4BU-M3	BF3BU	BF4BU	PBF3BU	PBF4BU
Port size		M3×0.5 (male thread)	M5×0.8 (male thread)	M3×0.5 (male thread)		M5×0.8 (male thread)		R1/8 (male thread)	
Applicable tube O.D.×I.D.mm		1.8×1		3×1.5	4×2.5	3×1.5	4×2.5	3×1.5	4×2.5
Effective area mm <sup>2</sup>		0.25		0.4	1.0	0.4	1.7	0.4	1.8
Operating temperature range °C [°F]		0~60 [32~140]							
Material		Stainless steel				Brass (nickel plated)			
Mass g [oz.]		0.7 [0.025] <sup>Note</sup> (0.4 [(0.014)])	1.6 [0.056] <sup>Note</sup> (1.3 [0.046])	0.6 [0.021]	0.7 [0.025]	1.2 [0.042]	1.6 [0.056]	5.2 [0.183]	5.3 [0.187]
Remark	Attachment	With 1 gasket and 1 holder		With 1 gasket				—	
	Sales unit	1 pack (10 pcs.)						1 pack (5 pcs.)	

Name and type		Straight (clamp fitting)				Elbow		Universal elbow (barb fitting)			
											
Model		BF4U	BF6U	BF4U-01	BF6U-01	UER2BU-M3(-HN) <sup>Note</sup>	UER2BU(-HN) <sup>Note</sup>	UEF3BU-M3	UEF4BU-M3	UEF3BU	UEF4BU
Port size		M5×0.8 (male thread)		R1/8 (male thread)		M3×0.5 (male thread)	M5×0.8 (male thread)	M3×0.5 (male thread)		M5×0.8 (male thread)	
Applicable tube O.D.×I.D.mm		4×2.5	6×4	4×2.5	6×4	1.8×1		3×1.5	4×2.5	3×1.5	4×2.5
Effective area mm <sup>2</sup>		2.0	3.2	2.1	3.6	0.25		0.4	0.5	0.4	1.2
Operating temperature range °C [°F]		0~60 [32~140]									
Material		Brass (nickel plated)				Stainless steel		Body : Brass (nickel plated) Thread : Stainless steel		Brass (nickel plated)	
Mass g [oz.]		4.5 [0.159]		11.0 [0.388]	9.5 [0.335]	1.7 [0.060] <sup>Note</sup> (1.4 [0.049])	2.6 [0.092] <sup>Note</sup> (2.3 [0.081])	1.6 [0.056]	1.8 [0.063]	5.3 [0.187]	5.5 [0.194]
Remark	Attachment	With 1 gasket				—		With 1 gasket and 1 holder		With 2 gaskets	
	Sales unit	1 pack (10 pcs.)				1 pack (5 pcs.)		1 pack (5 pcs.)			

Name and type		Universal elbow (clamp fitting)		Universal tee (barb fitting)				Different diameter nipple			
											
Model		UEF4U	UEF6U	UTF3BU-M3	UTF4BU-M3	UTF3BU	UTF4BU	NBF3-2BU (-HN) <sup>Note</sup>	NBF4-2BU (-HN) <sup>Note</sup>	NBF4-3BU-HN	
Port size		M5×0.8 (male thread)		M3×0.5 (male thread)		M5×0.8 (male thread)		—			
Applicable tube O.D.×I.D.mm		4×2.5	6×4	3×1.5	4×2.5	3×1.5	4×2.5	1.8×1-3×1.5	1.8×1-4×2.5	3×1.5-4×2.5	
Effective area mm <sup>2</sup>		1.3	1.5	0.4	0.6	0.4	1.6	0.25		0.5	
Operating temperature range °C [°F]		0~60 [32~140]									
Material		Brass (nickel plated)		Body : Brass (nickel plated) Thread : Stainless steel		Brass (nickel plated)		Stainless steel			
Mass g [oz.]		13.0 [0.459]		1.9 [0.067]	2.1 [0.074]	5.5 [0.194]	5.8 [0.205]	0.5 [0.018] <sup>Note</sup> (0.2 [0.007])	0.6 [0.021] <sup>Note</sup> (0.3 [0.011])	0.3 [0.011]	
Remark	Attachment	With 2 gaskets						With 1 holder			
	Sales unit	1 pack (5 pcs.)						1 pack (10 pcs.)			

Name and type		Nipple (barb fitting)	
			
Model		NBF3BU	NBF4BU
Port size		—	
Applicable tube O.D.×I.D.mm		3×1.5	4×2.5
Effective area mm <sup>2</sup>		0.4	1.6
Operating temperature range °C [°F]		0~60 [32~140]	
Material		Stainless steel	Brass (nickel plated)
Mass g [oz.]		0.2 [0.007]	0.5 [0.018]
Remark	Attachment	—	
	Sales unit	1 pack (10 pcs.)	











Note: Types with **-HN** come without a holder.  
For the conductive urethane tube **U2A-B**, always use "with holder" type. The holder can be purchased separately. Figures within parentheses ( ) show the mass without the holder **(-HN)**.











### Additional parts

**Holder** Mass : 0.3g [0.011oz.]  
Order code : **H-2BU** (One pack 10 pcs.)










## Fittings for pipe threads






Name and type		Elbow	Universal elbow		Tee	Universal tee		Universal branch tee	Universal cross	Nipple	
											
Model		EF	UEF-M3	UEF	TF	UTF-M3	UTF	URTF	UXF	NF-M3	NF
Port size		M5×0.8 (female thread)	M3×0.5 (female and male thread)	M5×0.8 (female and male thread)	M5×0.8 (female thread)	M3×0.5 (female and male thread)	M5×0.8 (female and male thread)	M5×0.8 (female and male thread)	M5×0.8 (female and male thread)	M3×0.5 (male thread)	M5×0.8 (male thread)
Applicable tube O.D.×I.D.mm		—		—		—		—		—	
Effective area mm <sup>2</sup>		7.2	0.6	1.7	8.0	0.7	1.6	2.2	2.2	1.0	2.1
Operating temperature range °C [°F]		0~60 [32~140]									
Material		Brass (nickel plated)	Body: Brass (nickel plated) Thread: Stainless steel	Brass (nickel plated)	Brass (nickel plated)	Body: Brass (nickel plated) Thread: Stainless steel	Brass (nickel plated)	Brass (nickel plated)	Brass (nickel plated)	Stainless steel	Brass (nickel plated)
Mass g [oz.]		5.5 [0.194]	2.1 [0.074]	7.1 [0.250]	5.3 [0.187]	2.0 [0.071]	6.5 [0.229]	7.7 [0.272]	7.5 [0.265]	0.6 [0.021]	1.5 [0.053]
Remark	Attachment	—		With 2 gaskets		—		With 2 gaskets		With 2 gaskets	
	Sales unit	1 pack (10 pcs.)	1 pack (5 pcs.)		1 pack (10 pcs.)	1 pack (5 pcs.)		1 pack (5 pcs.)	1 pack (5 pcs.)	1 pack (10 pcs.)	

Name and type		Swivel fitting	Extension fitting		Coupling	Fitting for bulkhead	Bushing				
											
Model		SF	EXF-M3	EXF	CF-M3	CF	BHF	RBFM5-M3	RBF-M3	RBF	RBF1
Port size		M5×0.8 (female and male thread)	M3×0.5 (female and male thread)	M5×0.8 (female and male thread)	M3×0.5 (female thread)	M5×0.8 (female thread)	M5×0.8 (female thread)	M5×0.8-M3×0.5 (female and male thread)	R1/8-M3×0.5 (female and male thread)	R1/8-M5×0.8 (female and male thread)	R1/4-M5×0.8 (female and male thread)
Applicable tube O.D.×I.D.mm		—		—		—		—		—	
Effective area mm <sup>2</sup>		2.1	1.0	2.1	4.2	7.8	7.8	4.3		7.8	
Operating temperature range °C [°F]		0~60 [32~140]									
Material		Brass (nickel plated)	Stainless steel	Brass (nickel plated)	Brass (nickel plated)		Brass (nickel plated)	Brass (nickel plated)			
Mass g [oz.]		4.7 [0.166]	1.2 [0.042]	5.5 [0.194]	0.9 [0.032]	1.75 [0.0617]	12.6 [0.444]	1.3 [0.046]	9 [0.317]	7 [0.247]	18 [0.635]
Remark	Attachment	With 1 gasket	With 1 gasket		—		With 2 lock nuts and 2 lock washers	With 1 gasket	—		
	Sales unit	1 pack (10 pcs.)	1 pack (10 pcs.)		1 pack (10 pcs.)		1 pack (5 pcs.)	1 pack (5 pcs.)			

## Types and Specifications

### Fittings for pipe threads

Name and type	Thin plug		Plug				Air manifold	Air manifold
								
Model	<b>PFS-M3</b>	<b>PFS</b>	<b>PF-M3</b>	<b>PF</b>	<b>PF-M6M</b>	<b>PF-M8M</b>	<b>AM8</b>	<b>MBF10-M3</b>
Port size	M3×0.5 (male thread)	M5×0.8 (male thread)	M3×0.5 (male thread)	M5×0.8 (male thread)	M6×0.75 (male thread)	M8×0.75 (male thread)	Rc1/8-M5×0.8 (8 places)	Rc1/8 (2 places)- M3×0.5 (10 places)
Applicable tube O.D.×I.D.mm	—		—				—	
Effective area mm <sup>2</sup>	—		—				—	
Operating temperature range °C [°F]	0~60 [32~140]							
Material	Stainless steel	Carbon steel (nickel plated)	Stainless steel	Brass (nickel plated)			Brass (nickel plated)	Aluminum alloy
Mass g [oz.]	0.3 [0.011]	0.9 [0.032]	0.5 [0.018]	1.3 [0.046]	1.9 [0.067]	3.2 [0.113]	60 [2.12]	17 [0.600]
Remark	Attachment	With 1 gasket					With 1 lock nut and 1 lock washer	
	Sales unit	1 pack (10 pcs.)					1 pc.	

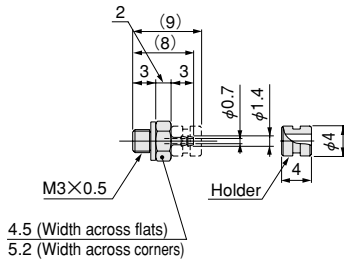
Name and type	Air manifold	Rotary air manifold	Terminal	Gasket		Wrench
						
Model	<b>MBF10</b>	<b>RM12</b>	<b>TBF10</b>	<b>89-141</b>	<b>89-14</b>	<b>151-20</b>
Port size	Rc1/8 (2 places)-M5×0.8 (10 places)	Rc1/8-M5×0.8 (12 places)	M5×0.8	(for M3×0.5)	(for M5×0.8)	—
Applicable tube O.D.×I.D.mm	—		—	—		—
Effective area mm <sup>2</sup>	—		—	—		—
Operating temperature range °C [°F]	0~60 [32~140]					
Material	Aluminum alloy	Brass (nickel plated)	Aluminum alloy	Synthetic rubber (NBR) baked onto steel plate		Stainless steel
Mass g [oz.]	43.8 [1.545]	137 [4.83]	20.7 [0.730]	0.1 [0.004]		31 [1.09]
Remark	Attachment	—		—		—
	Sales unit	1 pack (5 pcs.)	1 pc.	1 pack (5 pcs.)	1 pack (100 pcs.)	

# Dimensions (mm)

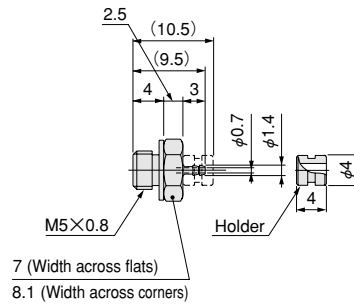
## Straight

Remark: Models with -HN come without a holder.

### ●BF2BU-M3 (-HN)



### ●BF2BU (-HN)

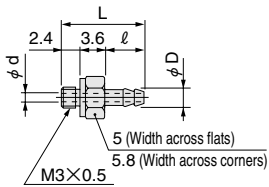


## Straight (barb fitting)



### ●BF□-M3

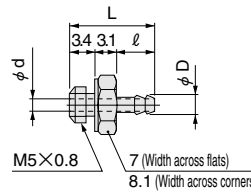
### ●BF□BU-M3



Model	D	d	L	ℓ
BF3BU-M3	2.0	0.8	10	4
BF3.2-M3	2.6	1.2	11	5
BF4-M3	2.9	1.2	11	5
BF4BU-M3	3.2	1.2	11	5

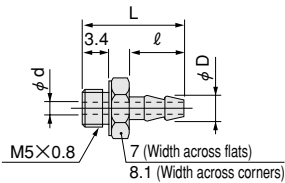
### ●BF4

### ●BF□BU



Model	D	d	L	ℓ
BF3BU	2.0	0.8	10.5	4
BF4	2.9	1.6	11.5	5
BF4BU	3.2	1.6	11.5	5

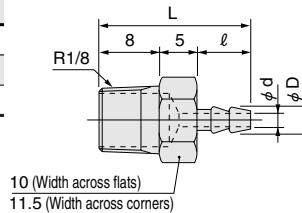
### ●BF□



Model	D	d	L	ℓ
BF3.2	2.6	1.6	11.5	5
BF5	3.5	1.8	13.5	7
BF6	4.7	2.4	13.5	7

### ●PBF□

### ●PBF□BU



Model	D	d	L	ℓ
PBF3BU	2.0	1.6	17	4
PBF3.2	2.6	1.6	18	5
PBF4	2.9	1.6	18	5
PBF4BU	3.2	1.6	18	5
PBF5	3.5	1.8	20	7
PBF6	4.7	2.4	20	7

## Straight (clamp fitting)

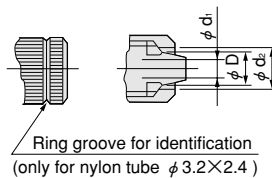
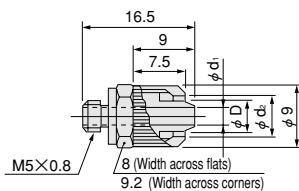


### ●BF□N

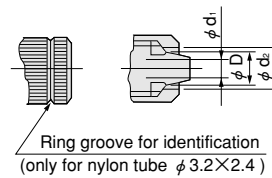
### ●BF□U

### ●BF□N-01

### ●BF□U-01



Ring groove for identification  
(only for nylon tube φ 3.2×2.4)



Ring groove for identification  
(only for nylon tube φ 3.2×2.4)

Application	Model	D	d <sub>1</sub>	d <sub>2</sub>
For nylon tube	BF3.2N	2.7	1.6	3.3
	BF4N	3.0	1.8	4.1
	BF5N	3.5	2.1	5.1
	BF6N	4.4	2.4	6.1
For urethane tube	BF4U	3.4	1.8	4.1
	BF6U	5.0	2.4	6.1

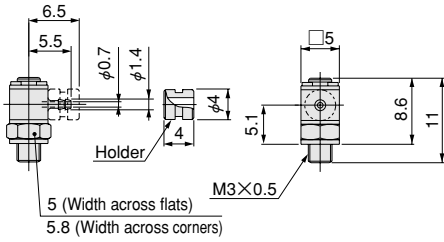
Application	Model	D	d <sub>1</sub>	d <sub>2</sub>
For nylon tube	BF3.2N-01	2.7	1.6	3.3
	BF4N-01	3.0	1.8	4.1
	BF5N-01	3.5	2.1	5.1
	BF6N-01	4.4	2.4	6.1
For urethane tube	BF4U-01	3.4	1.8	4.1
	BF6U-01	5.0	2.4	6.1

# Dimensions (mm)

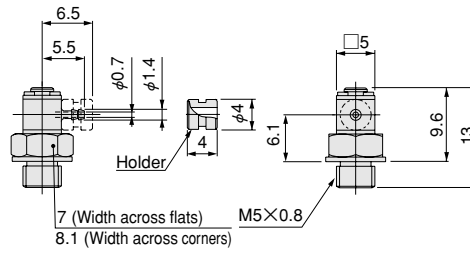
## Elbow

Remark: Models with **-HN** come without a holder.

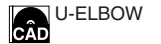
### •UER2BU-M3 (-HN)



### •UER2BU (-HN)

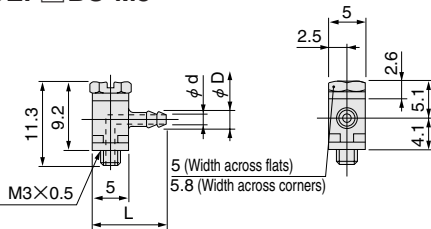


## Universal elbow (barb fitting)



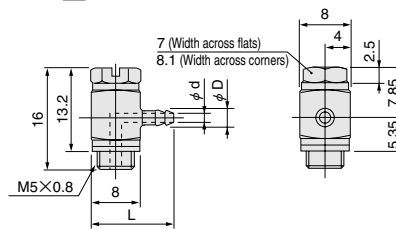
### •UEF□-M3

### •UEF□BU-M3



### •UEF4

### •UEF□BU

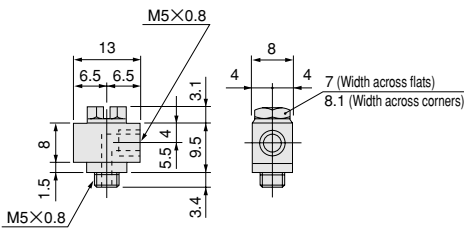


Model	D	d	L
UEF3BU-M3	2.0	0.8	9
UEF3.2-M3	2.6	1.2	10
UEF4-M3	2.9	1.2	10
UEF4BU-M3	3.2	1.2	10

Model	D	d	L
UEF3BU	2.0	0.8	12
UEF4	2.9	1.6	13
UEF4BU	3.2	1.6	13

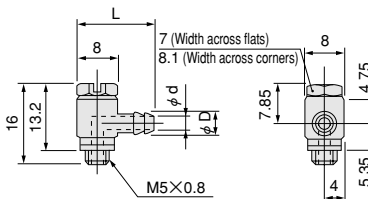
## Universal elbow

### •UEF



## Universal elbow (barb fitting)

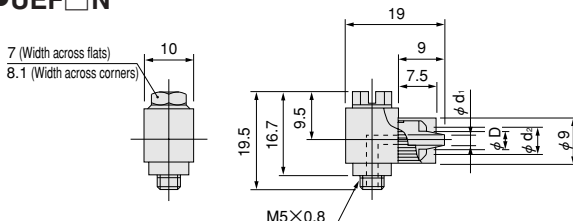
### •UEF□



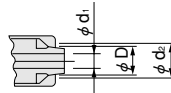
Model	D	d	L
UEF3.2	2.6	1.6	13
UEF5	3.5	1.8	15
UEF6	4.7	2.4	15

## Universal elbow (clamp fitting)

### •UEF□N



### •UEF□U



Application	Model	D	d <sub>1</sub>	d <sub>2</sub>
For nylon tube	UEF4N	3.0	1.8	4.1
	UEF5N	3.5	2.1	5.1
	UEF6N	4.4	2.4	6.1
For urethane tube	UEF4U	3.4	1.8	4.1
	UEF6U	5.0	2.4	6.1

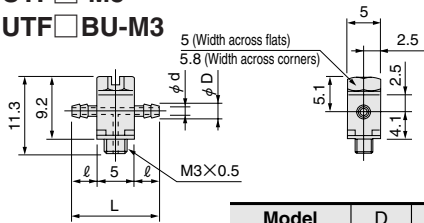


## Dimensions (mm)

### Universal tee (barb fitting)

●UTF□-M3

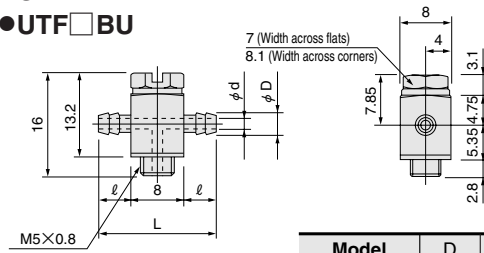
●UTF□BU-M3



Model	D	d	L	ℓ
UTF3BU-M3	2.0	0.8	13	4
UTF3.2-M3	2.6	1.2	15	5
UTF4-M3	2.9	1.2	15	5
UTF4BU-M3	3.2	1.2	15	5

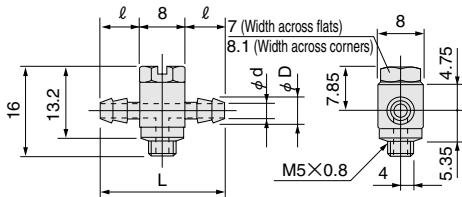
●UTF4

●UTF□BU



Model	D	d	L	ℓ
UTF3BU	2.0	0.8	16	4
UTF4	2.9	1.6	18	5
UTF4BU	3.2	1.6	18	5

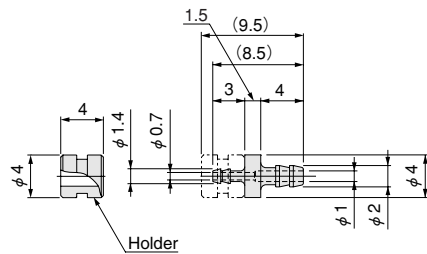
●UTF□



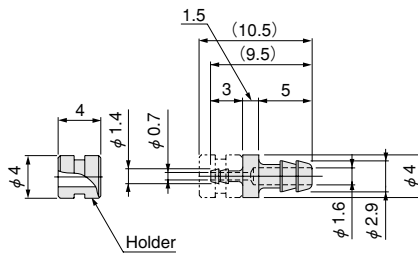
Model	D	d	L	ℓ
UTF3.2	2.6	1.6	18	5
UTF5	3.5	1.8	22	7
UTF6	4.7	2.4	22	7

### Different diameter nipple

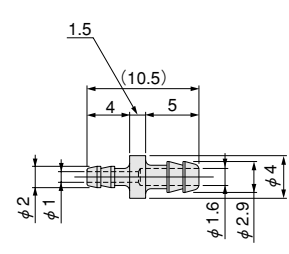
●NBF3-2BU (-HN)



●NBF4-2BU (-HN)



●NBF4-3BU -HN

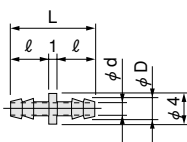


Remark: Models with -HN come without a holder.

### Nipple (barb fitting)

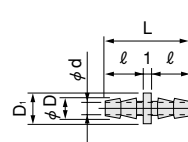
●NBF4

●NBF□BU



Model	D	d	L	ℓ
NBF3BU	2.0	0.8	9	4
NBF4	2.9	1.6	11	5
NBF4BU	3.2	1.6	11	5

●NBF□

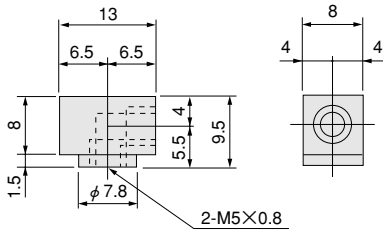


Model	D	D <sub>1</sub>	d	L	ℓ
NBF3.2	2.6	4	1.6	11	5
NBF5	3.5	6	1.8	15	7
NBF6	4.7	7	2.4	15	7

# Dimensions (mm)

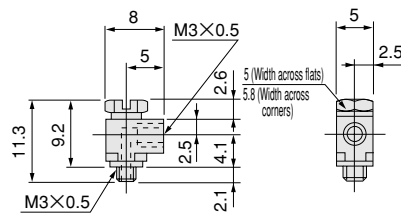
## Elbow

### ●EF



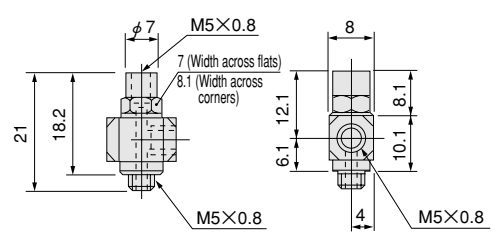
## Universal elbow

### ●UEF-M3



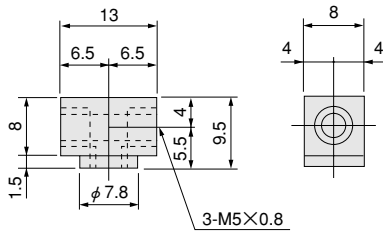
## Universal branch tee

### ●URTF



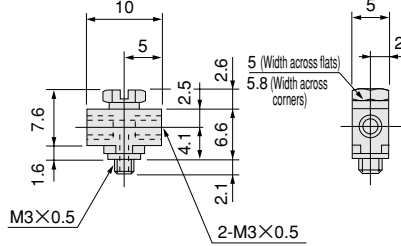
## Tee

### ●TF

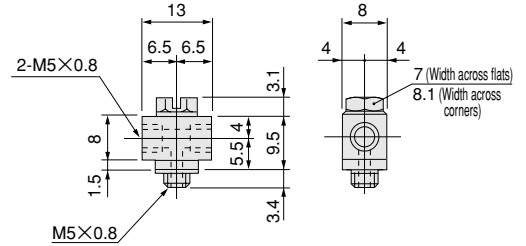


## Universal tee

### ●UTF-M3

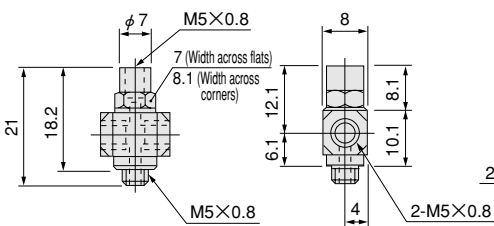


### ●UTF



## Universal cross

### ●UXF



## Nipple

### ●NF-M3

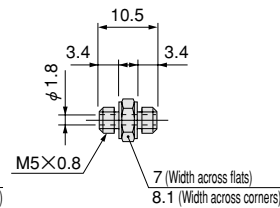
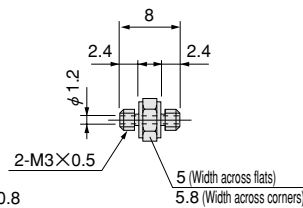


NIPPLE-0

### ●NF

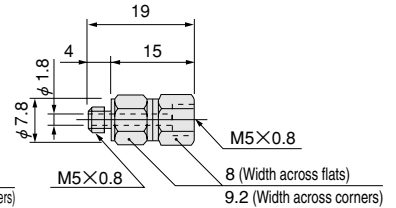


NIPPLE-0




## Swivel fitting

### ●SF



## Extension fitting

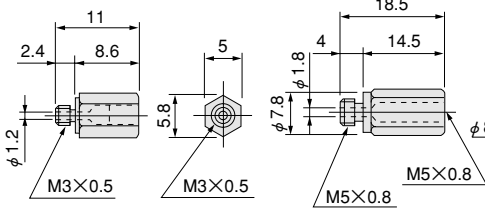
### ●EXF-M3



### ●EXF



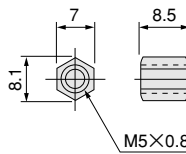
NIPPLE-0



## Coupling

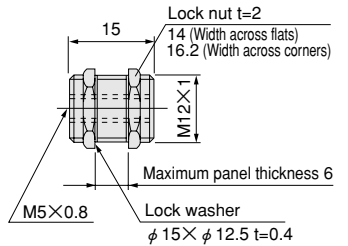
### ●CF-M3

### ●CF



## Fitting for bulkhead

### ●BHF



## Bushing

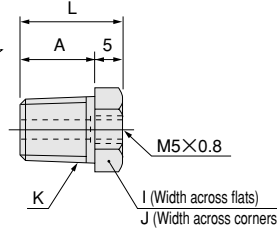
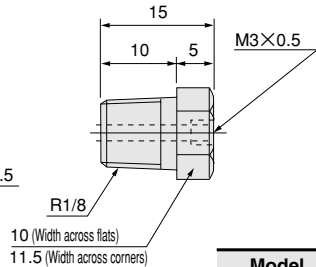
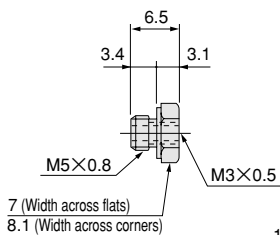
### ●RBFM5-M3

### ●RBF-M3

### ●RBF



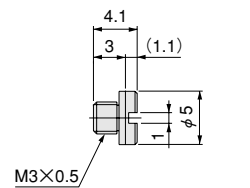
NIPPLE-0



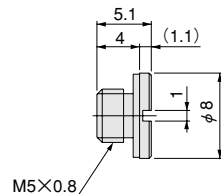
Model	A	K	I	J	L
RBF1	13	R1/4	14	16.2	18
RBF	10	R1/8	10	11.5	15

## Thin plug

### ●PFS-M3



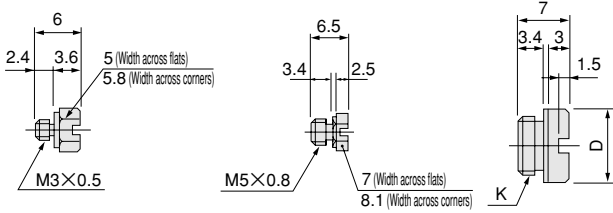
### ●PFS



# Dimensions (mm)

## Plug

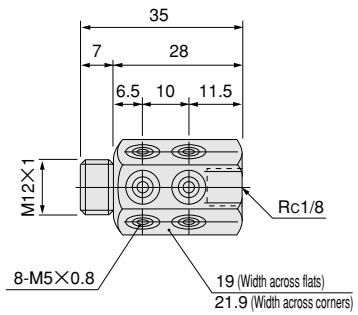
- PF-M3  NIPPLE-0
- PF  NIPPLE-0
- PF-M  M



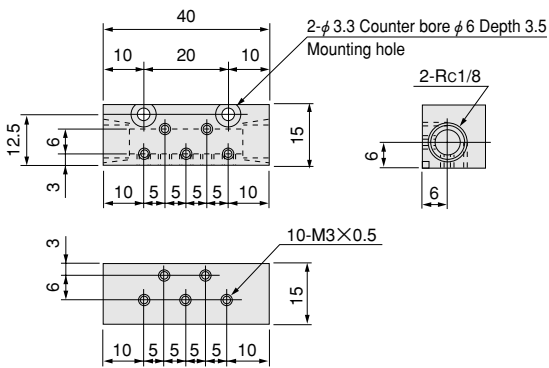
Model	D	K
PF-M6M	8	M6×0.75
PF-M8M	10	M8×0.75

## Air manifold

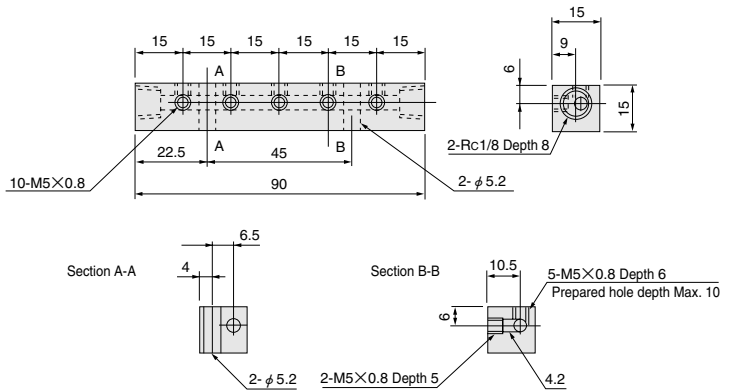
- AM8



- MBF10-M3

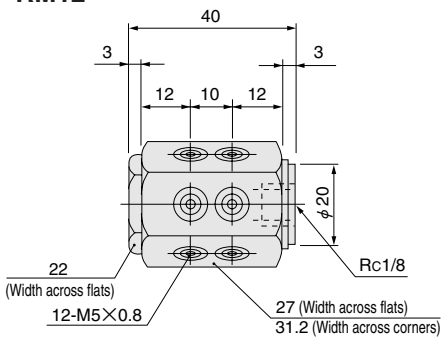


- MBF10



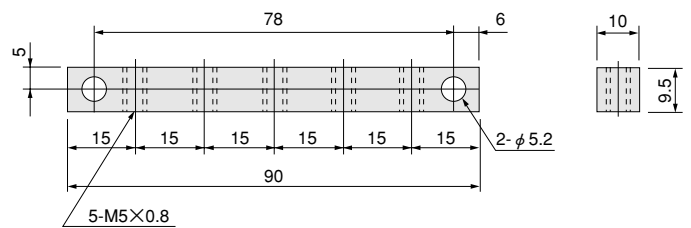
## Rotary air manifold

- RM12



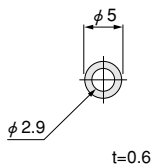
## Terminal

- TBF10

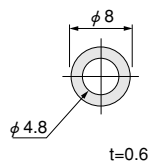


## Gasket

- 89-141



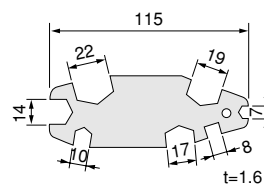
- 89-14



## Wrench

Can be used for all fittings, valves, and lock nuts.  
Use of two at one time is suggested.

- 151-20

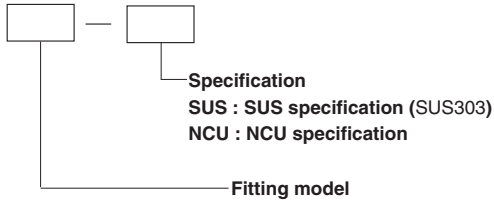


# TAC FITTINGS

## SUS Specification and NCU Specification

### SUS Specification and NCU Specification

#### Order codes



※Select the order code from the table below. “Order with standard type model” refers to standard types compatible with NCU and SUS specifications. “Order with SUS specification” refers to SUS specification products that are also compatible with NCU specification. Dashes “—” refer to types not compatible to particular specifications.

#### Model Table (SUS specification and NCU specification)

Fitting type	Standard type model (reference)	SUS specification model	NCU specification model
Straight (barb fitting)	BF3.2-M3	BF3.2-M3-SUS	Order with standard type model.
	BF4-M3	BF4-M3-SUS	Order with standard type model.
	BF3.2	BF3.2-SUS	Order with SUS specification.
	BF4	BF4-SUS	Order with SUS specification.
	BF5	BF5-SUS	Order with SUS specification.
	BF6	BF6-SUS	Order with SUS specification.
	PBF3.2	—	—
	PBF4	—	PBF4-NCU
Straight (clamp fitting)	BF3.2N	BF3.2N-SUS	Order with SUS specification.
	BF4N	BF4N-SUS	Order with SUS specification.
	BF5N	BF5N-SUS	Order with SUS specification.
	BF6N	BF6N-SUS	Order with SUS specification.
	BF3.2N-01	—	—
	BF4N-01	—	BF4N-01-NCU
	BF5N-01	—	—
	BF6N-01	—	BF6N-01-NCU
Universal elbow (barb fitting)	UEF3.2-M3	—	UEF3.2-M3-NCU
	UEF4-M3	—	UEF4-M3-NCU
	UEF3.2	—	—
	UEF4	—	UEF4-NCU
	UEF5	—	—
	UEF6	—	UEF6-NCU
Universal elbow (clamp fitting)	UEF4N	—	UEF4N-NCU
	UEF5N	—	—
	UEF6N	—	UEF6N-NCU
Universal tee (barb fitting)	UTF3.2-M3	—	UTF3.2-M3-NCU
	UTF4-M3	—	UTF4-M3-NCU
	UTF3.2	—	—
	UTF4	—	UTF4-NCU
	UTF5	—	—
	UTF6	—	UTF6-NCU
Nipple (barb fitting)	NBF3.2	NBF3.2-SUS	Order with SUS specification.
	NBF4	NBF4-SUS	Order with SUS specification.
	NBF5	NBF5-SUS	Order with SUS specification.
	NBF6	NBF6-SUS	Order with SUS specification.
	—	—	—
Straight	BF2BU-M3 (-HN)	Order with standard type model.	Order with standard type model.
	BF2BU (-HN)	Order with standard type model.	Order with standard type model.
Straight (barb fitting)	BF3BU-M3	BF3BU-M3-SUS	Order with standard type model.
	BF4BU-M3	BF4BU-M3-SUS	Order with standard type model.
	BF3BU	—	BF3BU-NCU
	BF4BU	BF4BU-SUS	Order with SUS specification.
	PBF3BU	—	PBF3BU-NCU
	PBF4BU	—	PBF4BU-NCU
Straight (clamp fitting)	BF4U	BF4U-SUS	Order with SUS specification.
	BF6U	BF6U-SUS	Order with SUS specification.
	BF4U-01	—	BF4U-01-NCU
	BF6U-01	—	BF6U-01-NCU

● For specifications, see p.341~345.

● The dimensions for the NCU specification and SUS specification (SUS303) shown below are the same as the standard type. See the dimensions on p.346~350.

Caution : For delivery, consult us.

Fitting type	Standard type model (reference)	SUS specification model	NCU specification model
Elbow	UER2BU-M3(-HN)	Order with standard type model.	Order with standard type model.
	UER2BU(-HN)	Order with standard type model.	Order with standard type model.
Universal elbow (barb fitting)	UEF3BU-M3	—	UEF3BU-M3-NCU
	UEF4BU-M3	—	UEF4BU-M3-NCU
	UEF3BU	—	UEF3BU-NCU
	UEF4BU	—	UEF4BU-NCU
Universal elbow (clamp fitting)	UEF4U	—	UEF4U-NCU
	UEF6U	—	UEF6U-NCU
Universal tee (barb fitting)	UTF3BU-M3	—	UTF3BU-M3-NCU
	UTF4BU-M3	—	UTF4BU-M3-NCU
	UTF3BU	—	UTF3BU-NCU
	UTF4BU	—	UTF4BU-NCU
Different diameter nipple	NBF3.2BU (-NH)	Order with standard type model.	Order with standard type model.
	NBF4.2BU (-NH)	Order with standard type model.	Order with standard type model.
	NBF4.3BU (-NH)	Order with standard type model.	Order with standard type model.
Nipple (barb fitting)	NBF3BU	Order with standard type model.	Order with standard type model.
	NBF4BU	NBF4BU-SUS	Order with SUS specification.
Elbow	EF	—	EF-NCU
Universal elbow	UEF-M3	—	UEF-M3-NCU
	UEF	UEF-SUS	Order with SUS specification.
Tee	TF	—	TF-NCU
Universal tee	UTF-M3	—	UTF-M3-NCU
	UTF	UTF-SUS	Order with SUS specification.
Universal branch tee	URTF	—	URTF-NCU
Universal cross	UXF	—	UXF-NCU
Nipple	NF-M3	NF-M3-SUS	Order with standard type model.
	NF	NF-SUS	Order with SUS specification.
Extension fitting	EXF-M3	EXF-M3-SUS	Order with standard type model.
	EXF	—	EXF-NCU
Coupling	CF-M3	—	CF-M3-NCU
	CF	—	CF-NCU
Fitting for bulkhead	BHF	—	BHF-NCU
Bushing	RBFM5-M3	—	RBFM5-M3-NCU
	RBF-M3	—	RBF-M3-NCU
	RBF	RBF-SUS	Order with SUS specification.
	RBF1	RBF1-SUS	Order with SUS specification.
Thin plug	PFS-M3	Order with standard type model.	Order with standard type model.
	PFS	—	—
Plug	PF-M3	PF-M3-SUS	Order with standard type model.
	PF	PF-SUS	Order with SUS specification.
	PF-M6M	—	—
	PF-M8M	—	—
Air manifold	AM8	—	AM8-NCU
	MBF10-M3	—	Order with standard type model.
	MBF10	—	Order with standard type model.
Rotary air manifold	RM12	—	RM12-NCU
Terminal	TBF10	—	Order with standard type model.
Gasket	89-141	89-141-SUS	Order with standard type model.
	89-14	89-14-SUS	Order with standard type model.